

Prices - Oct-23

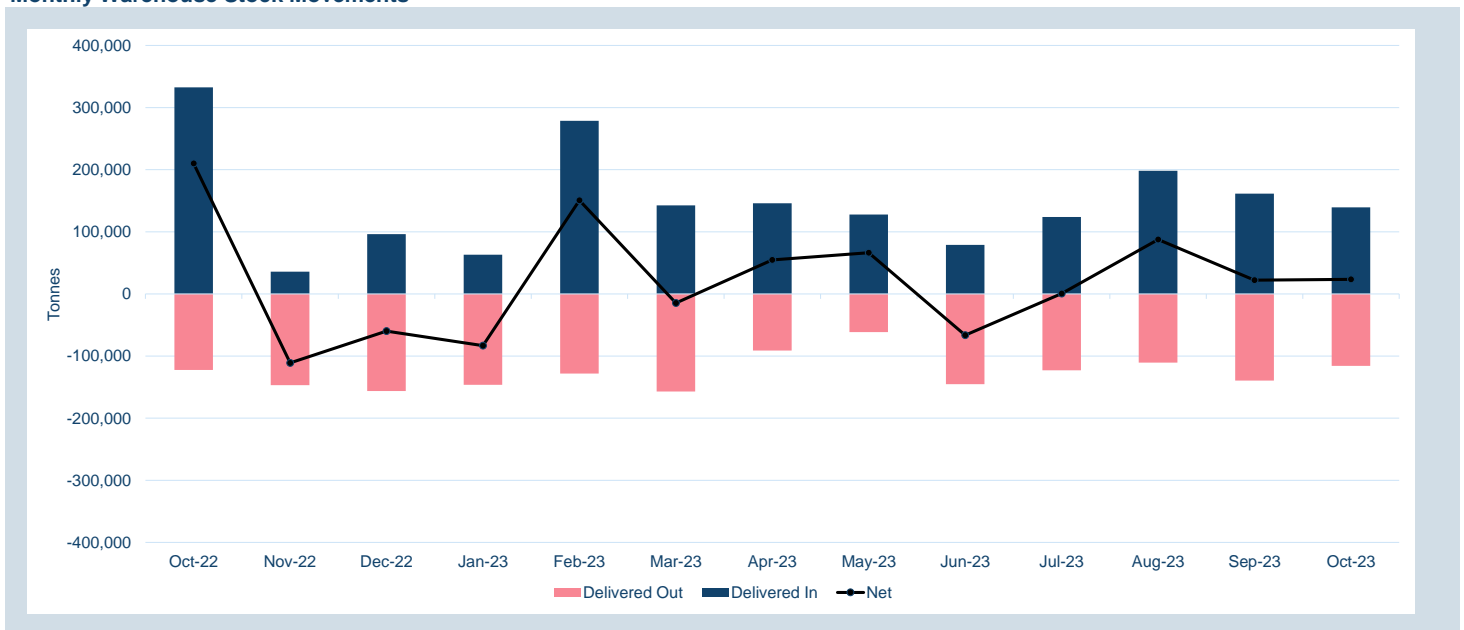
Contract	Official Cash Settlement Price				Official 3 Month Price			
	Average	Low	High	*M/M Change %	Average	Low	High	*M/M Change %
LME Aluminium	\$2,192.45	\$2,144.50	\$2,286.50	0.7%	\$2,218.52	\$2,170.50	\$2,317.00	-0.1%
LME Aluminium Alloy	\$1,544.59	\$1,535.00	\$1,553.00	2.7%	\$1,580.00	\$1,580.00	\$1,580.00	1.7%
LME NASAAC	\$2,232.32	\$2,186.00	\$2,275.00	-4.2%	\$2,252.27	\$2,200.00	\$2,300.00	-4.5%
LME Copper	\$7,939.66	\$7,812.50	\$8,110.00	-4.0%	\$8,015.20	\$7,890.00	\$8,186.00	-3.6%
LME Lead	\$2,136.39	\$2,067.00	\$2,207.00	-5.2%	\$2,105.23	\$2,045.00	\$2,173.50	-5.0%
LME Nickel	\$18,255.23	\$17,800.00	\$18,610.00	-7.0%	\$18,525.00	\$18,060.00	\$18,875.00	-6.7%
LME Tin	\$24,617.73	\$23,900.00	\$25,450.00	-3.7%	\$24,877.50	\$24,200.00	\$25,675.00	-3.5%
LME Zinc	\$2,449.20	\$2,377.00	\$2,602.00	-1.6%	\$2,467.02	\$2,395.00	\$2,618.00	-1.8%
LME Cobalt	\$32,982.50	\$32,975.00	\$33,000.00	0.0%	\$33,420.00	\$33,420.00	\$33,420.00	0.0%

\* Percentage change in average price from previous month

Warehouse stock movements (tonnes) - Oct-23

Contract	Delivered In	Delivered Out	Net	Closing
LME Aluminium	29,725	- 43,800	- 14,075	472,700
LME Aluminium Alloy	-	-	-	1,920
LME NASAAC	-	-	-	620
LME Copper	31,750	- 26,650	5,100	174,400
LME Lead	52,475	- 2,450	50,025	128,350
LME Nickel	4,104	- 1,524	2,580	44,784
LME Tin	1,180	- 1,285	- 105	7,245
LME Zinc	20,050	- 40,125	- 20,075	82,700
LME Cobalt	-	-	-	92
<b>Total</b>	<b>139,284</b>	<b>- 115,834</b>	<b>23,450</b>	<b>912,811</b>

Monthly Warehouse Stock Movements



© The London Metal Exchange - An HKE<sub>X</sub> Company. 10 Finsbury Square, London EC2A 1AJ

The information contained within this presentation is for illustrative and educational purposes only and should not be relied upon in making any investment decision. The past performance of any commodity, derivative or other product referred to in the presentation cannot be relied upon as a guide to its future performance. Whilst every effort has been made to ensure the information is up-to-date and correct, the LME cannot guarantee that it is completely accurate and free from human error. The information is published "as is" without any warranty of any kind, express or implied, as to accuracy of the information and the LME shall not be liable for any losses or damage that may result from use of the presentation as a consequence of any inaccuracies in, or any omissions from, the information which it may contain. The information may not be reproduced, distributed or transmitted to any other person or incorporated in any way into another publication or other material.

**Volumes - Oct-23**

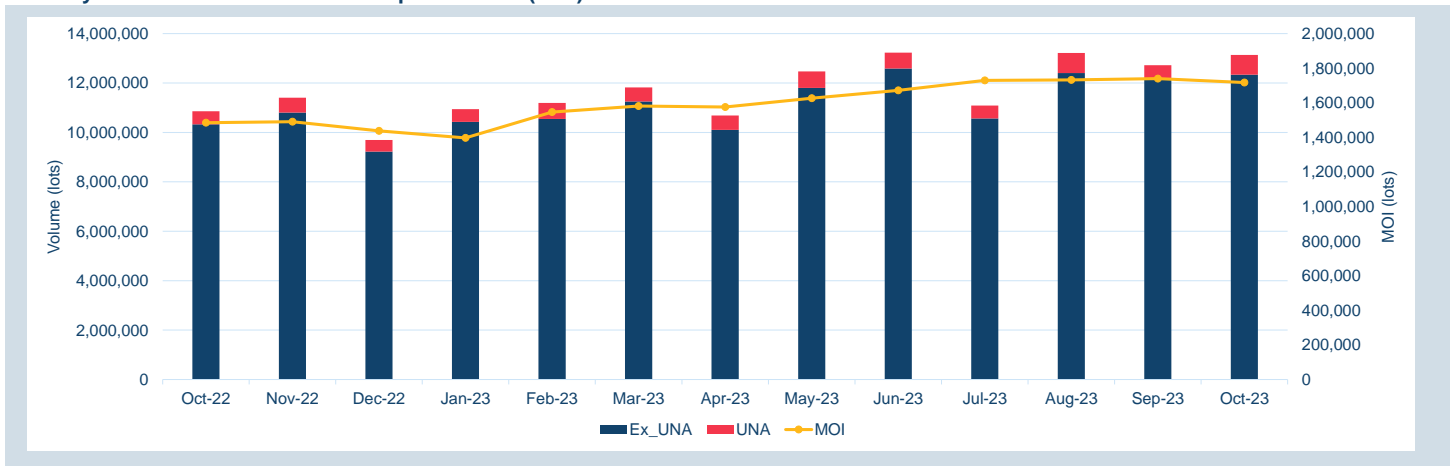
Contract	ADV (lots)	ADV Y/Y change % *	Volume Year to date (lots)	Tonnes Year to date (millions)	Futures Market Open Interest **
<b>Non-ferrous metals (futures, traded options and TAPOs)</b>					
LME Aluminium	240,490	8.0%	48,662,415	1,217	747,304
LME Aluminium Alloy	-	-100.0%	144	0	5
LME NASAAC	4	22.7%	136	0	37
LME Copper	141,917	11.9%	29,539,521	738	331,348
LME Lead	70,578	36.7%	12,393,613	310	155,769
LME Nickel	45,780	31.7%	8,622,720	52	183,785
LME Tin	5,491	37.7%	1,054,256	5	17,579
LME Zinc	88,784	18.0%	19,430,263	486	247,091
LME M A Futures***	372	100.7%	70,610	2	9,601
LMEminis	-	-	-	-	-
<b>LME Premiums</b>					
LME Aluminium Premium Duty paid US Midwest (Platts)	11	38.0%	797	0	414
LME Aluminium Premium Duty Paid European (Fastmarkets MB)	2	-96.9%	6,048	0	450
<b>Minor Metals (futures)</b>					
LME Cobalt	-	-100.0%	99	0	-
<b>Ferrous (futures)</b>					
LME Steel HRC FOB China (Argus)	55	-48.8%	38,556	0	860
LME Steel HRC N. America (Platts)	-	-	-	-	-
LME Steel Scrap CFR Turkey (Platts)	3,575	130.6%	633,669	6	22,300
LME Steel Scrap CFR India (Platts)	4	258.0%	939	0	29
LME Steel Rebar FOB Turkey (Platts)	161	-32.3%	54,220	1	803
LME Steel Scrap CFR Taiwan (Argus)	1	-57.0%	1,403	0	5
LME HRC NW Europe (Argus)	-	-	-	-	-
<b>Precious (futures)</b>					
LME Gold	-	-	-	-	-
<b>Total</b>	<b>597,224</b>	<b>15.5%</b>	<b>120,509,409</b>	<b>2,817</b>	<b>1,717,380</b>
<b>Total (excl. UNA)</b>	<b>560,906</b>				

\*Percentage year-on-year change between current month and corresponding month in the previous year.

\*\*Last trading day of month

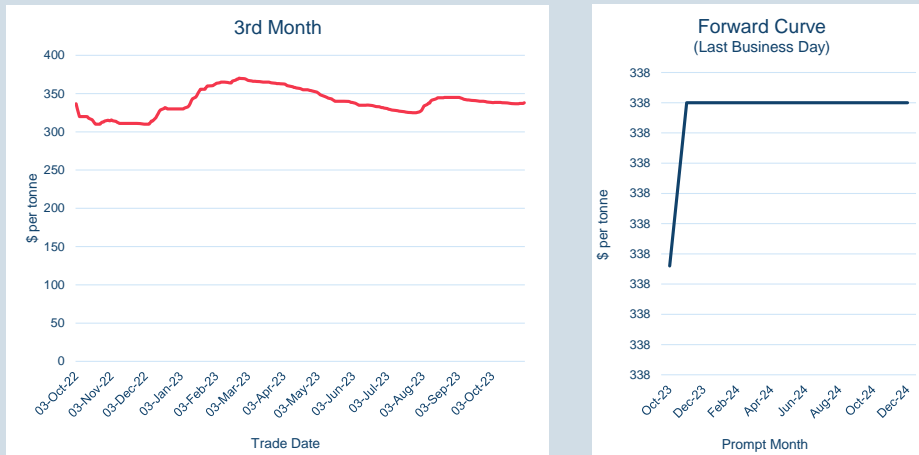
\*\*\*LME Monthly Average Futures include contracts for aluminium, aluminium alloy, NASAAC, copper, nickel, lead, tin and zinc

**Monthly Volumes & Futures Market Open Interest (MOI)**



© The London Metal Exchange - An HKEX Company. 10 Finsbury Square, London EC2A 1AJ

The information contained within this presentation is for illustrative and educational purposes only and should not be relied upon in making any investment decision. The past performance of any commodity, derivative or other product referred to in the presentation cannot be relied upon as a guide to its future performance. Whilst every effort has been made to ensure the information is up-to-date and correct, the LME cannot guarantee that it is completely accurate and free from human error. The information is published "as is" without any warranty of any kind, express or implied, as to accuracy of the information and the LME shall not be liable for any losses or damage that may result from use of the presentation as a consequence of any inaccuracies in, or any omissions from, the information which it may contain. The information may not be reproduced, distributed or transmitted to any other person or incorporated in any way into another publication or other material.

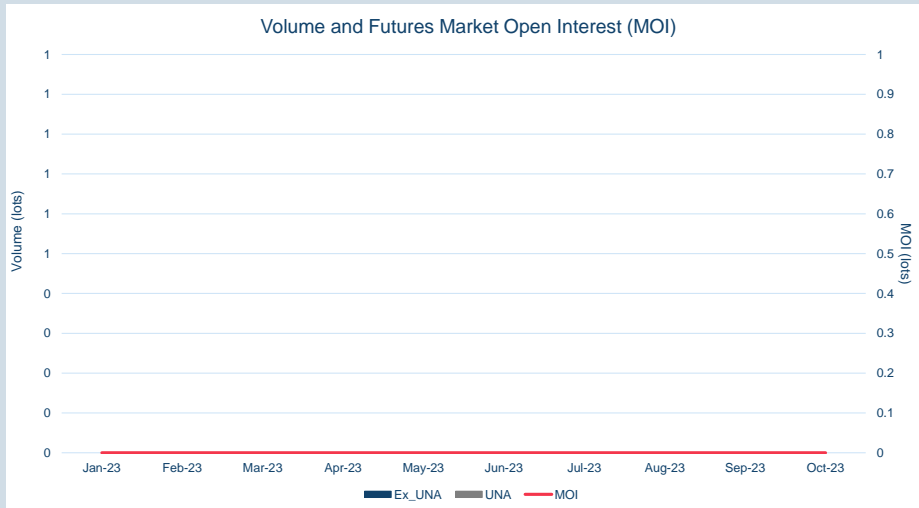


Front Month	
Average	\$337.87
Minimum	\$337.23
Maximum	\$338.91

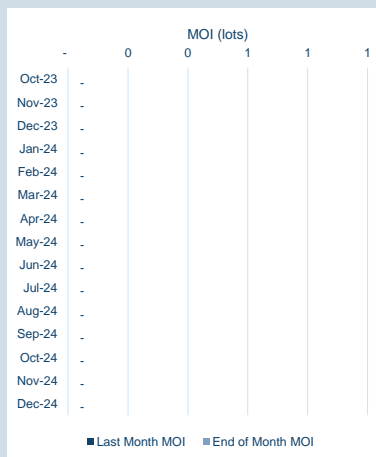
Volume (ex UNA)	Oct-2023
Lots	-

Volume (inc UNA)	Oct-2023
Lots	-
Tonnes	-

Volume	Year To Date
Lots	-
Tonnes	-



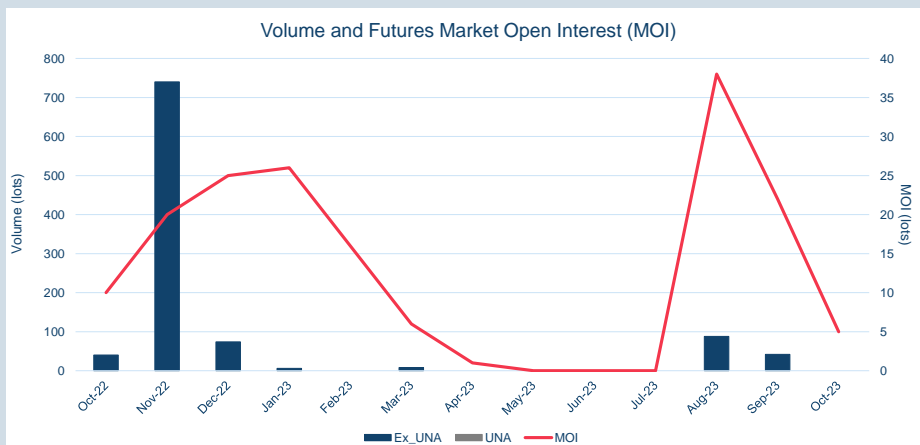
Prompt Month	End of Month - Daily Settlement	Volume (inc UNA)	End of Month - MOI
Oct-23	\$ 337.73	-	-
Nov-23	\$ 338.00	-	-
Dec-23	\$ 338.00	-	-
Jan-24	\$ 338.00	-	-
Feb-24	\$ 338.00	-	-
Mar-24	\$ 338.00	-	-
Apr-24	\$ 338.00	-	-
May-24	\$ 338.00	-	-
Jun-24	\$ 338.00	-	-
Jul-24	\$ 338.00	-	-
Aug-24	\$ 338.00	-	-
Sep-24	\$ 338.00	-	-
Oct-24	\$ 338.00	-	-
Nov-24	\$ 338.00	-	-
Dec-24	\$ 338.00	-	-





Cash	
Average	\$1,544.59
Minimum	\$1,535.00
Maximum	\$1,553.00

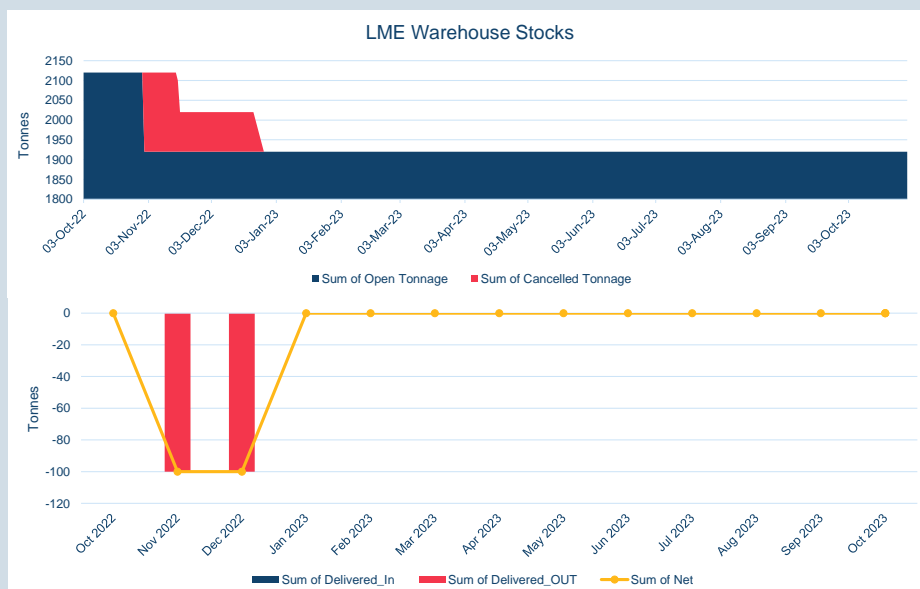
3M	
Average	\$1,580.00
Minimum	\$1,580.00
Maximum	\$1,580.00



Volume (ex UNA) Oct-2023	
Lots	-

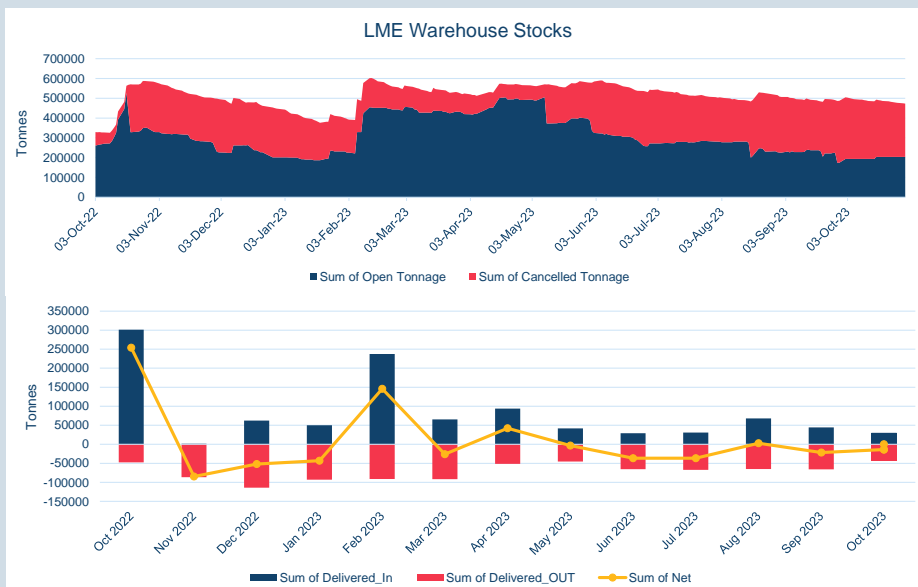
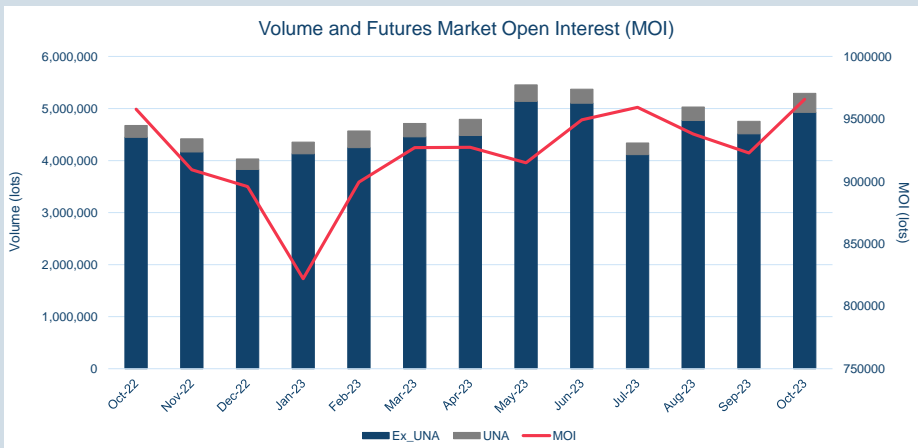
Volume (inc UNA) Oct-2023	
Lots	-
Tonnes	-

Volume Year To Date	
Lots	144
Tonnes	2,880



Warehouse Stock - Oct-23	
Delivered In	-
Delivered Out	-
Net	-

Warehouse Stock - Year To Date	
Delivered In	-
Delivered Out	-
Net	-



Cash	
Average	\$2,192.45
Minimum	\$2,144.50
Maximum	\$2,286.50

3M	
Average	\$2,218.52
Minimum	\$2,170.50
Maximum	\$2,317.00

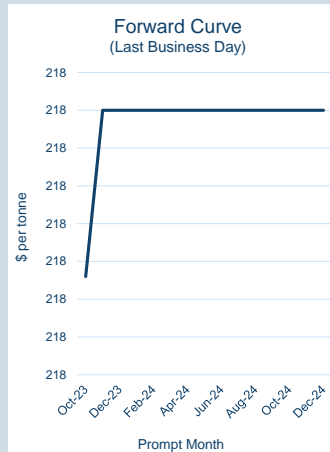
Volume (ex UNA)	Oct-2023
Lots	4,926,558

Volume (inc UNA)	Oct-2023
Lots	5,290,781
Tonnes	132,269,525

Volume	Year To Date
Lots	48,662,415
Tonnes	1,216,560,375

Warehouse Stock - Oct-23	
Delivered In	29,725
Delivered Out	- 43,800
Net	- 14,075

Warehouse Stock - Year to Date	
Delivered In	690,650
Delivered Out	- 681,325
Net	9,325

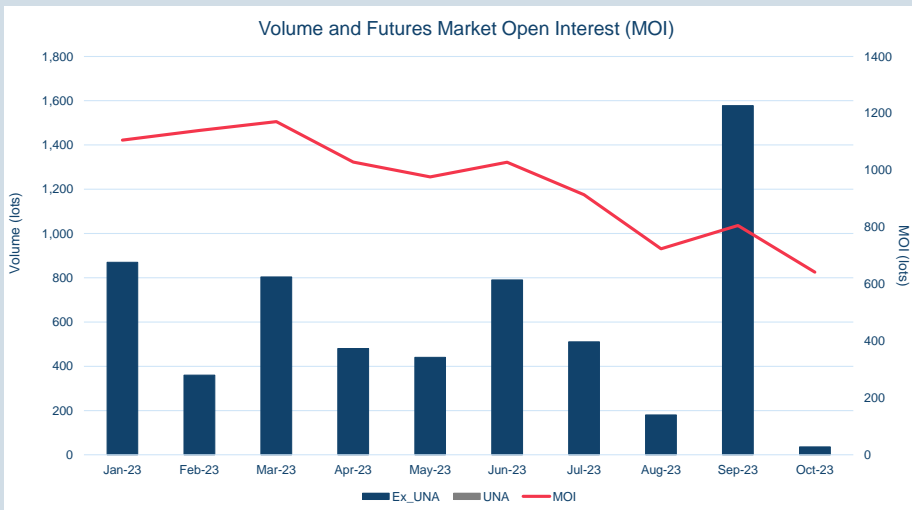


Front Month	
Average	\$223.70
Minimum	\$217.78
Maximum	\$235.00

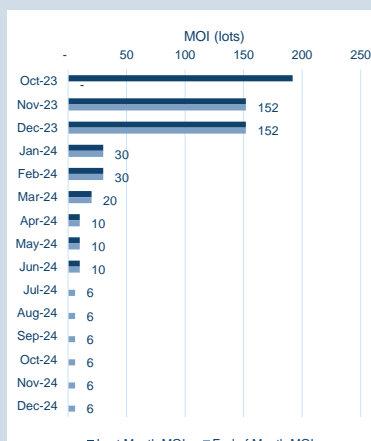
Volume (ex UNA) Oct-2023	
Lots	36

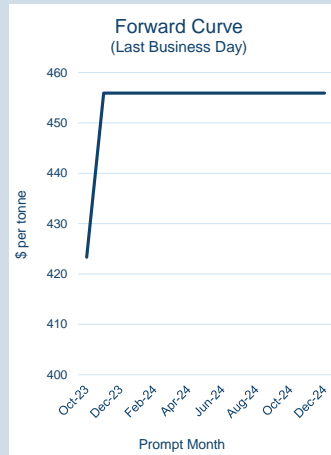
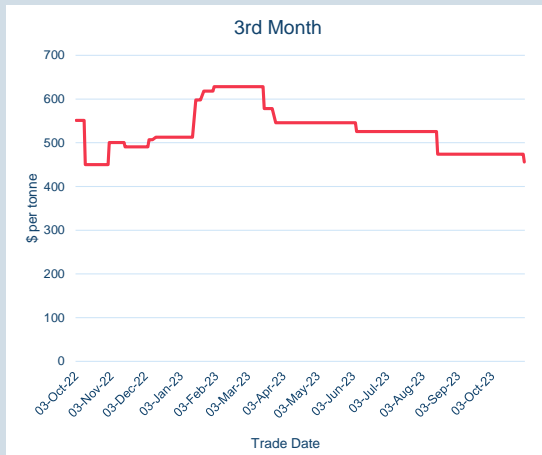
Volume (inc UNA) Oct-2023	
Lots	36
Tonnes	900

Volume Year To Date	
Lots	6,048
Tonnes	151,200



Prompt Month	End of Month - Daily Settlement	Volume (inc UNA)	End of Month - MOI
Oct-23	\$ 217.78	-	-
Nov-23	\$ 218.00	-	152
Dec-23	\$ 218.00	-	152
Jan-24	\$ 218.00	-	30
Feb-24	\$ 218.00	-	30
Mar-24	\$ 218.00	-	20
Apr-24	\$ 218.00	-	10
May-24	\$ 218.00	-	10
Jun-24	\$ 218.00	-	10
Jul-24	\$ 218.00	6	6
Aug-24	\$ 218.00	6	6
Sep-24	\$ 218.00	6	6
Oct-24	\$ 218.00	6	6
Nov-24	\$ 218.00	6	6
Dec-24	\$ 218.00	6	6



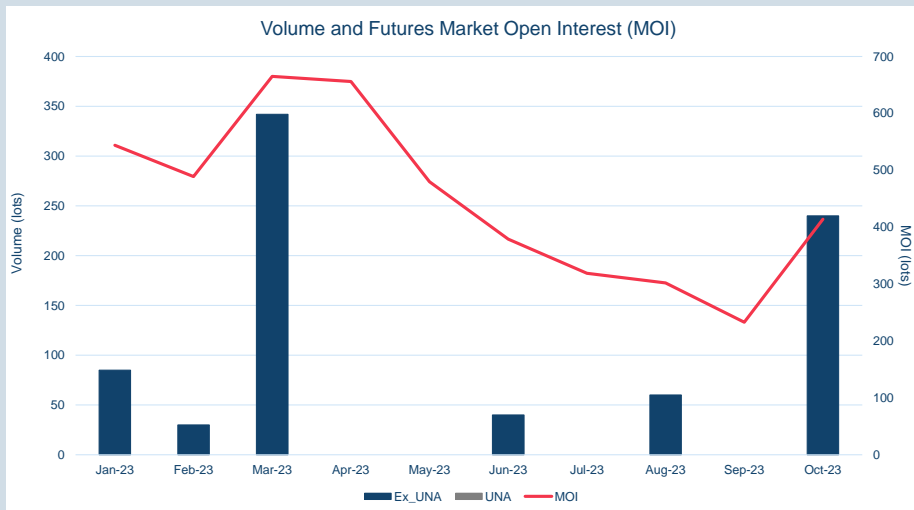


Front Month	
Average	\$427.68
Minimum	\$423.34
Maximum	\$473.99

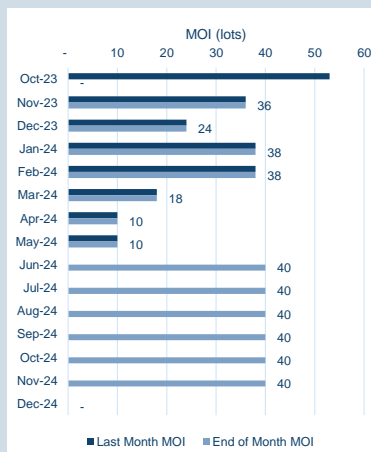
Volume (ex UNA) Oct-2023	
Lots	240

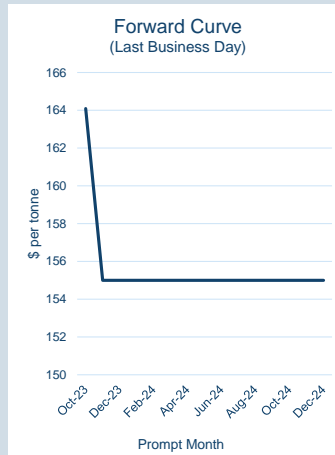
Volume (inc UNA) Oct-2023	
Lots	240
Tonnes	6,000

Volume Year To Date	
Lots	797
Tonnes	19,925



Prompt Month	End of Month - Daily Settlement	Volume (inc UNA)	End of Month - MOI
Oct-23	\$ 423.34	-	-
Nov-23	\$ 455.91	-	36
Dec-23	\$ 455.91	-	24
Jan-24	\$ 455.91	-	38
Feb-24	\$ 455.91	-	38
Mar-24	\$ 455.91	-	18
Apr-24	\$ 455.91	-	10
May-24	\$ 455.91	-	10
Jun-24	\$ 455.91	40	40
Jul-24	\$ 455.91	40	40
Aug-24	\$ 455.91	40	40
Sep-24	\$ 455.91	40	40
Oct-24	\$ 455.91	40	40
Nov-24	\$ 455.91	40	40
Dec-24	\$ 455.91	-	-



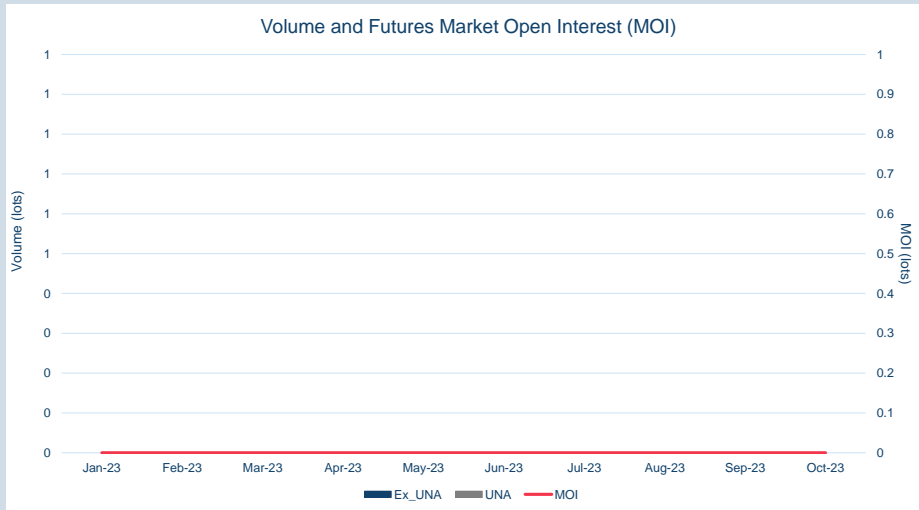


Front Month	
Average	\$166.84
Minimum	\$164.09
Maximum	\$170.00

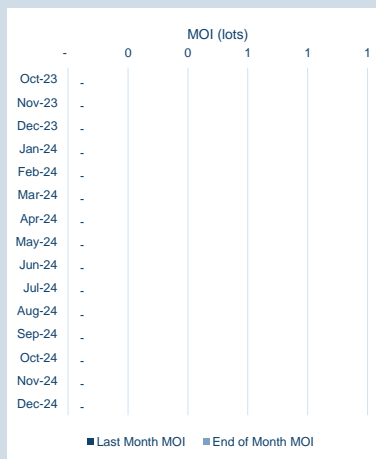
Volume (ex UNA)	Oct-2023
Lots	-

Volume (inc UNA)	Oct-2023
Lots	-
Tonnes	-

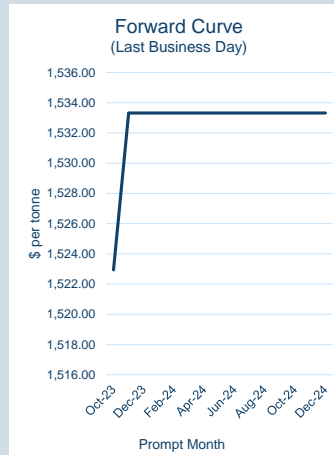
Volume	Year To Date
Lots	-
Tonnes	-



Prompt Month	End of Month - Daily Settlement	Volume (inc UNA)	End of Month - MOI
Oct-23	\$ 164.09	-	-
Nov-23	\$ 155.00	-	-
Dec-23	\$ 155.00	-	-
Jan-24	\$ 155.00	-	-
Feb-24	\$ 155.00	-	-
Mar-24	\$ 155.00	-	-
Apr-24	\$ 155.00	-	-
May-24	\$ 155.00	-	-
Jun-24	\$ 155.00	-	-
Jul-24	\$ 155.00	-	-
Aug-24	\$ 155.00	-	-
Sep-24	\$ 155.00	-	-
Oct-24	\$ 155.00	-	-
Nov-24	\$ 155.00	-	-
Dec-24	\$ 155.00	-	-





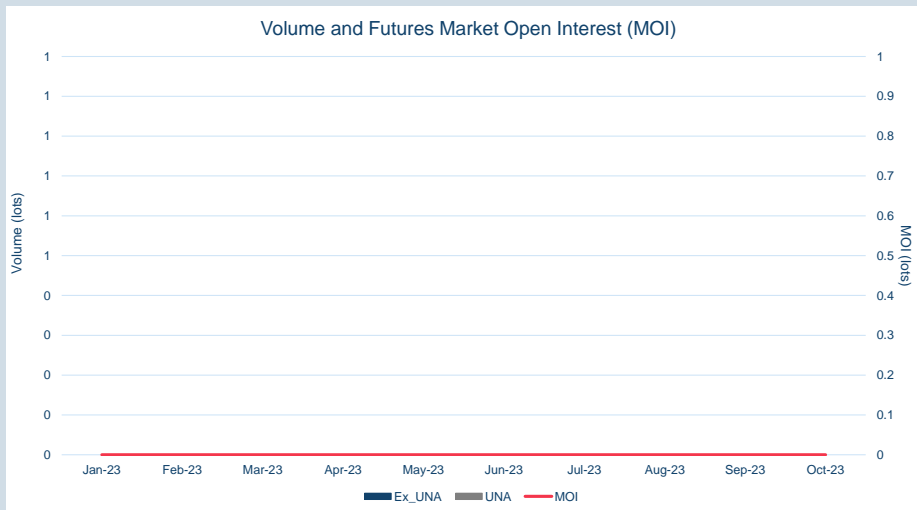


Front Month	
Average	\$1,527.11
Minimum	\$1,504.91
Maximum	\$1,592.84

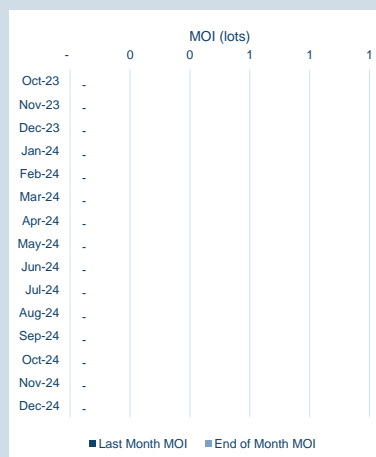
Volume (ex UNA)	Oct-2023
Lots	-

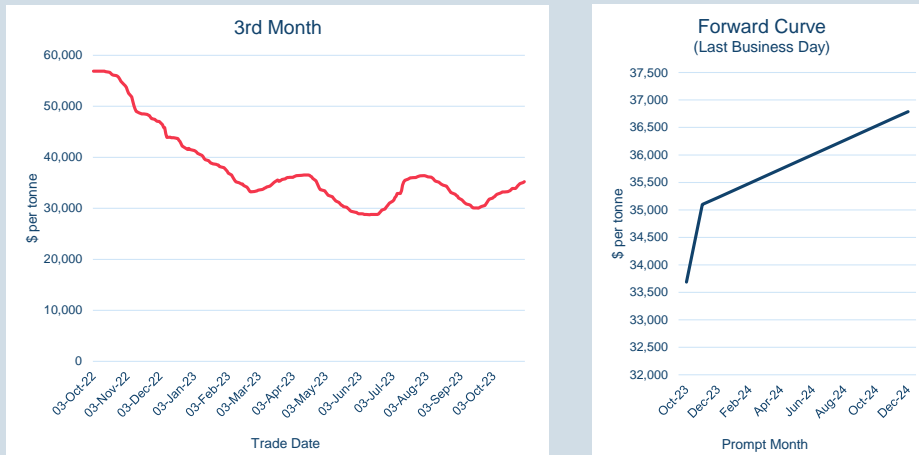
Volume (inc UNA)	Oct-2023
Lots	-
Tonnes	-

Volume	Year To Date
Lots	-
Tonnes	-



Prompt Month	End of Month - Daily Settlement	Volume (inc UNA)	End of Month - MOI
Oct-23	\$ 1,522.94	-	-
Nov-23	\$ 1,533.32	-	-
Dec-23	\$ 1,533.32	-	-
Jan-24	\$ 1,533.32	-	-
Feb-24	\$ 1,533.32	-	-
Mar-24	\$ 1,533.32	-	-
Apr-24	\$ 1,533.32	-	-
May-24	\$ 1,533.32	-	-
Jun-24	\$ 1,533.32	-	-
Jul-24	\$ 1,533.32	-	-
Aug-24	\$ 1,533.32	-	-
Sep-24	\$ 1,533.32	-	-
Oct-24	\$ 1,533.32	-	-
Nov-24	\$ 1,533.32	-	-
Dec-24	\$ 1,533.32	-	-



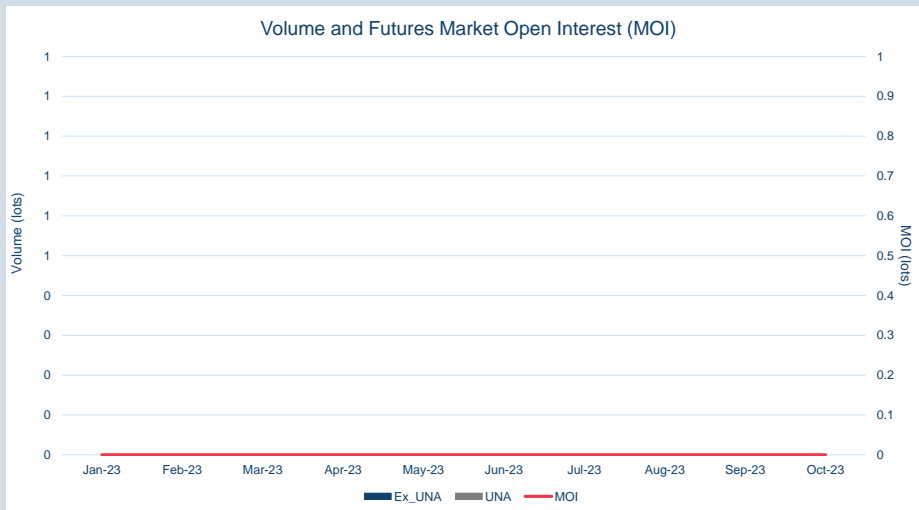


Front Month	
Average	\$33,167.54
Minimum	\$31,967.03
Maximum	\$33,705.67

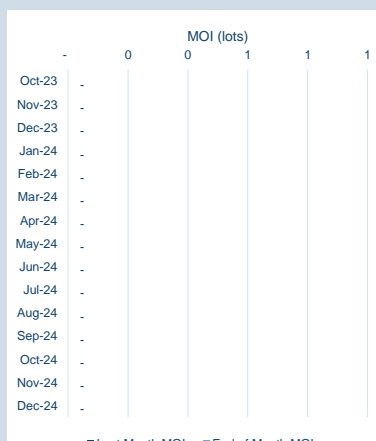
Volume (ex UNA)	Oct-2023
Lots	-

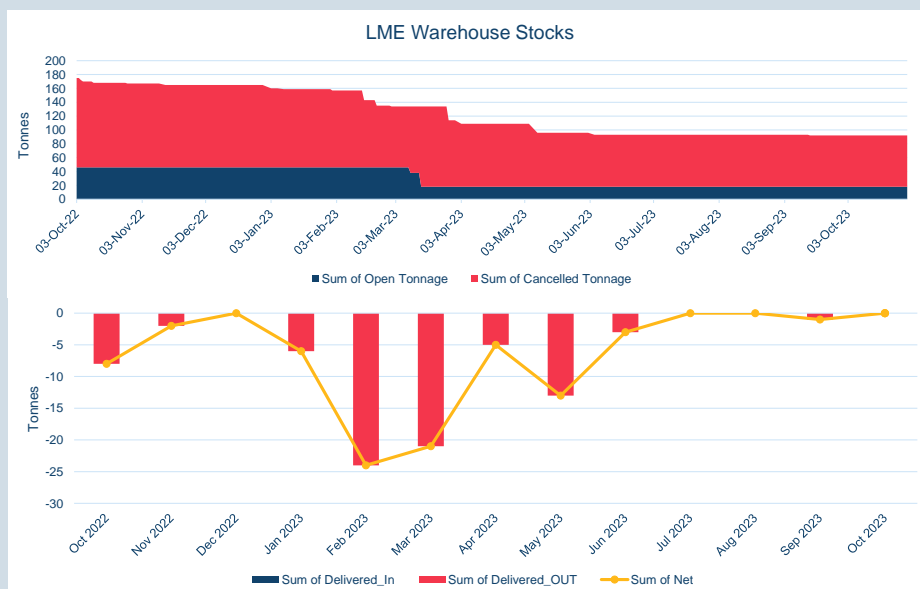
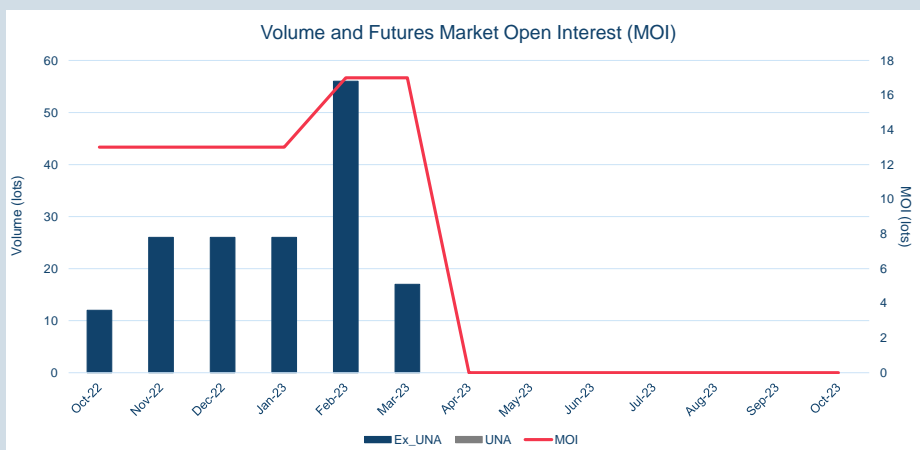
Volume (inc UNA)	Oct-2023
Lots	-
Tonnes	-

Volume	Year To Date
Lots	-
Tonnes	-



Prompt Month	End of Month - Daily Settlement	Volume (inc UNA)	End of Month - MOI
Oct-23	\$ 33,686.63	-	-
Nov-23	\$ 35,097.59	-	-
Dec-23	\$ 35,227.59	-	-
Jan-24	\$ 35,357.59	-	-
Feb-24	\$ 35,487.59	-	-
Mar-24	\$ 35,617.59	-	-
Apr-24	\$ 35,747.59	-	-
May-24	\$ 35,877.59	-	-
Jun-24	\$ 36,007.59	-	-
Jul-24	\$ 36,137.59	-	-
Aug-24	\$ 36,267.59	-	-
Sep-24	\$ 36,397.59	-	-
Oct-24	\$ 36,527.59	-	-
Nov-24	\$ 36,657.59	-	-
Dec-24	\$ 36,787.59	-	-





Cash	
Average	\$32,982.50
Minimum	\$32,975.00
Maximum	\$33,000.00

3M	
Average	\$33,420.00
Minimum	\$33,420.00
Maximum	\$33,420.00

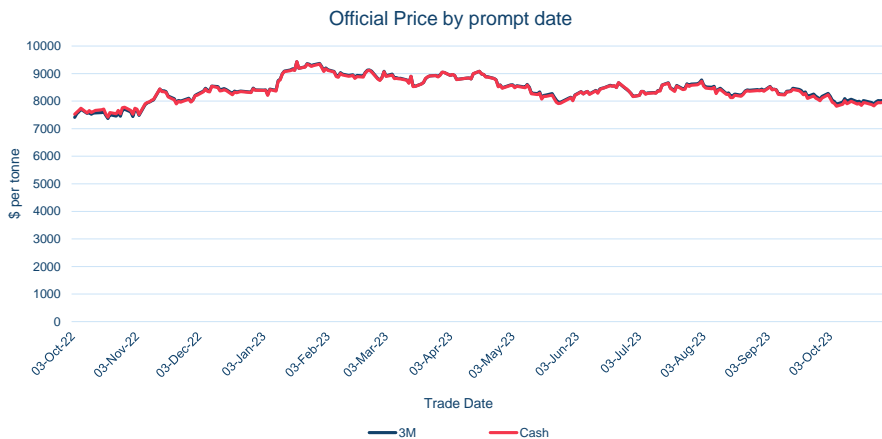
Volume (ex UNA)	Oct-2023
Lots	-

Volume (inc UNA)	Oct-2023
Lots	-
Tonnes	-

Volume	Year To Date
Lots	99
Tonnes	99

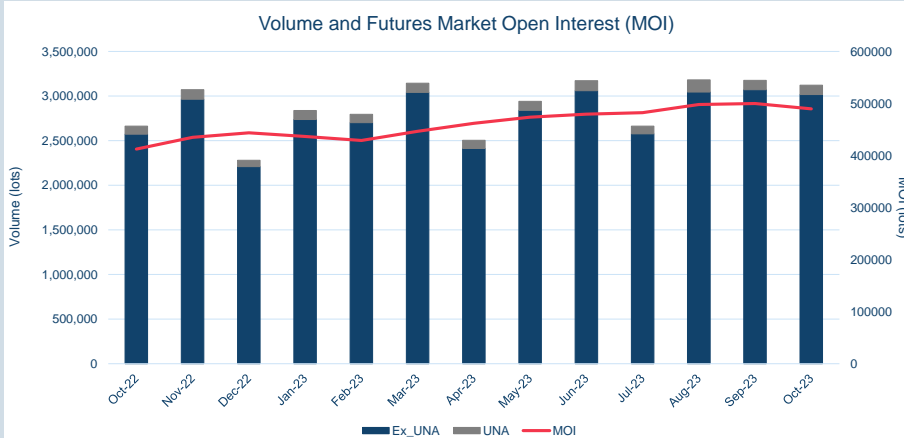
Warehouse Stock - Oct-23	
Delivered In	0
Delivered Out	0
Net	0

Warehouse Stock - Year to Date	
Delivered In	0
Delivered Out	-73
Net	-73



Cash	
Average	\$7,939.66
Minimum	\$7,812.50
Maximum	\$8,110.00

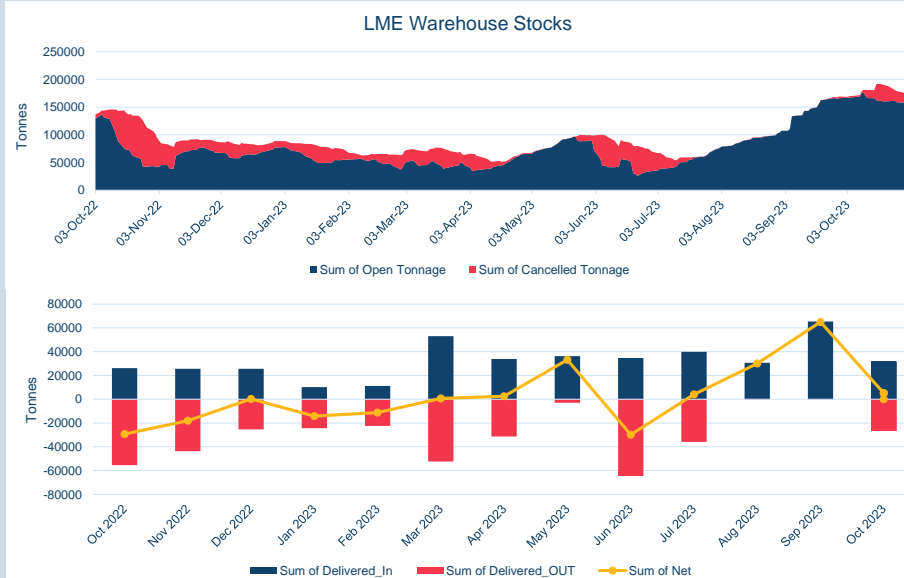
3M	
Average	\$8,015.20
Minimum	\$7,890.00
Maximum	\$8,186.00



Volume (ex UNA)	Oct-2023
Lots	3,017,580

Volume (inc UNA)	Oct-2023
Lots	3,122,166
Tonnes	78,054,150

Volume	Year To Date
Lots	29,539,521
Tonnes	738,488,025



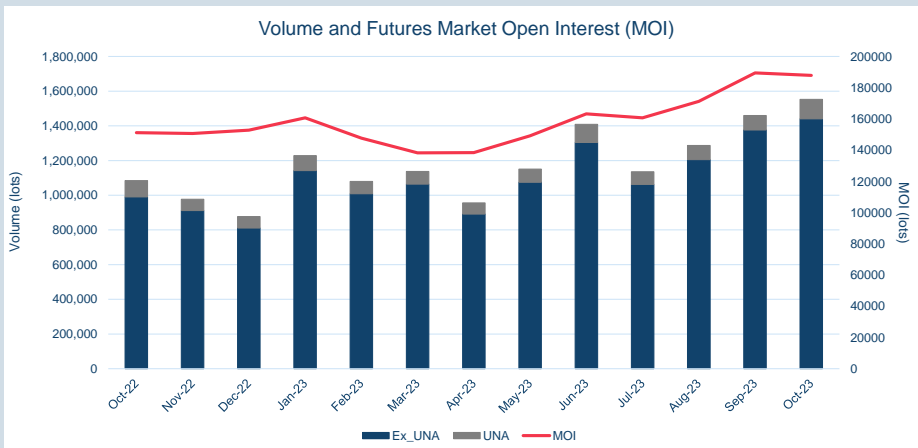
Warehouse Stock - Oct-23	
Delivered In	31,750
Delivered Out	-26,650
Net	5,100

Warehouse Stock - Year To Date	
Delivered In	346,875
Delivered Out	-261,525
Net	85,350



Cash	
Average	\$2,136.39
Minimum	\$2,067.00
Maximum	\$2,207.00

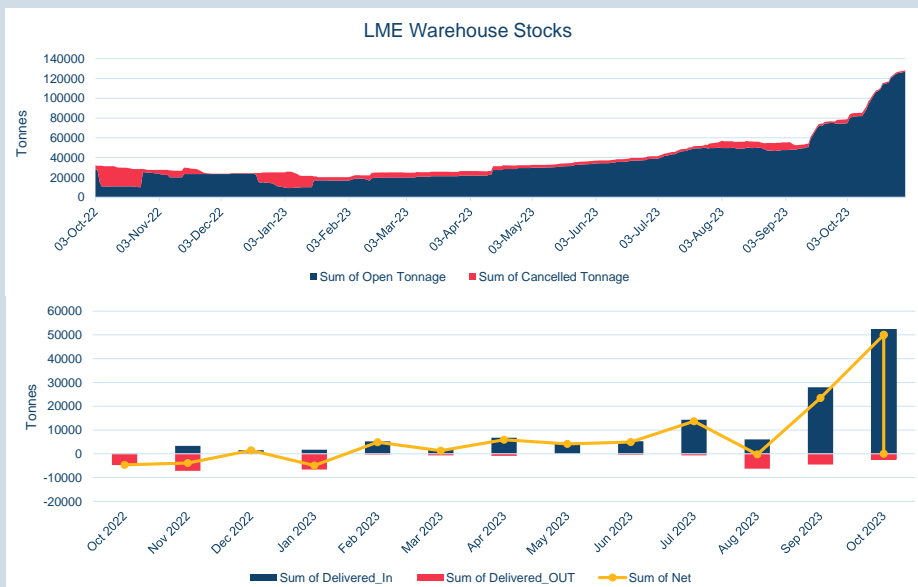
3M	
Average	\$2,105.23
Minimum	\$2,045.00
Maximum	\$2,173.50



Volume (ex UNA)	Oct-2023
Lots	1,440,964

Volume (inc UNA)	Oct-2023
Lots	1,552,719
Tonnes	38,817,975

Volume	Year To Date
Lots	12,393,613
Tonnes	309,840,325



Warehouse Stock - Oct-23	
Delivered In	52,475
Delivered Out	-2,450
Net	50,025

Warehouse Stock - Year to Date	
Delivered In	126,025
Delivered Out	-22,825
Net	103,200

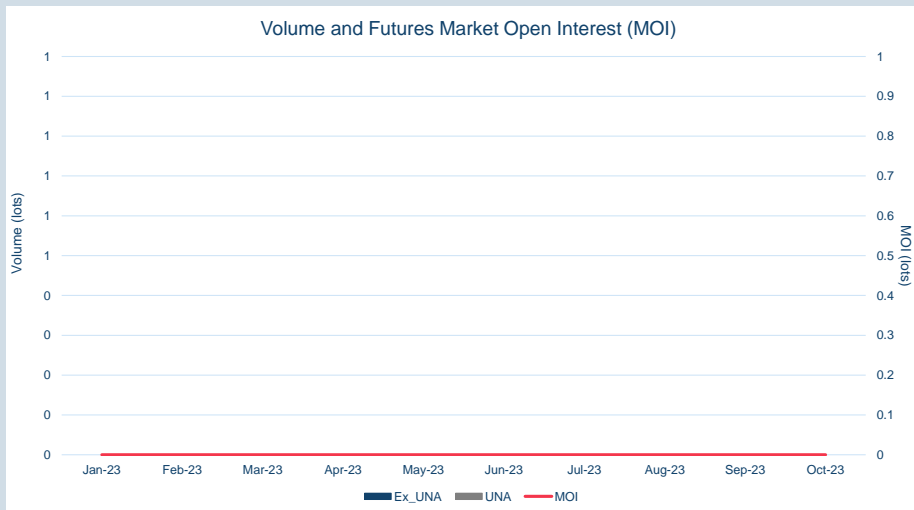


Front Month	
Average	\$24,065.95
Minimum	\$23,610.00
Maximum	\$24,500.00

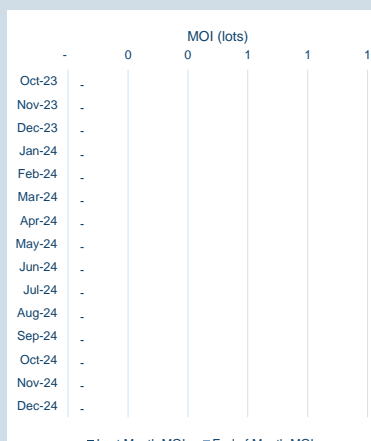
Volume (ex UNA)	Oct-2023
Lots	-

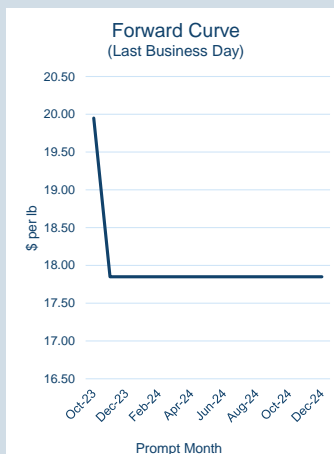
Volume (inc UNA)	Oct-2023
Lots	-
Tonnes	-

Volume	Year To Date
Lots	-
Tonnes	-



Prompt Month	End of Month - Daily Settlement	Volume (inc UNA)	End of Month - MOI
Oct-23	\$ 23,610.00	-	-
Nov-23	\$ 22,300.00	-	-
Dec-23	\$ 22,300.00	-	-
Jan-24	\$ 22,300.00	-	-
Feb-24	\$ 22,300.00	-	-
Mar-24	\$ 22,300.00	-	-
Apr-24	\$ 22,300.00	-	-
May-24	\$ 22,300.00	-	-
Jun-24	\$ 22,300.00	-	-
Jul-24	\$ 22,300.00	-	-
Aug-24	\$ 22,300.00	-	-
Sep-24	\$ 22,300.00	-	-
Oct-24	\$ 22,300.00	-	-
Nov-24	\$ 22,300.00	-	-
Dec-24	\$ 22,300.00	-	-



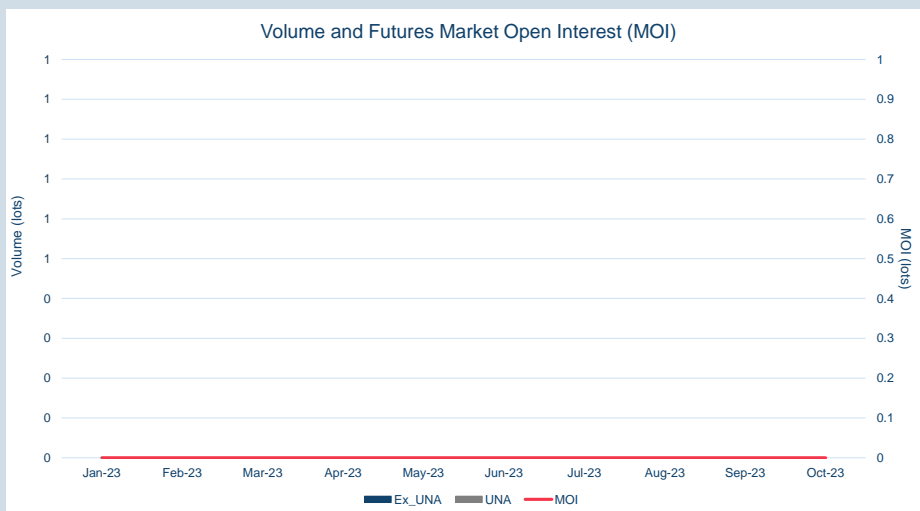


Front Month	
Average	\$20.93
Minimum	\$19.95
Maximum	\$22.50

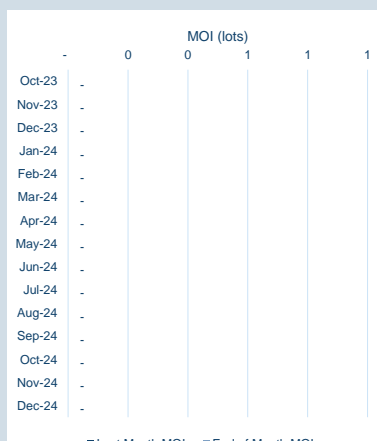
Volume (ex UNA)	Oct-2023
Lots	-

Volume (inc UNA)	Oct-2023
Lots	-
Tonnes	-

Volume	Year To Date
Lots	-
Tonnes	-



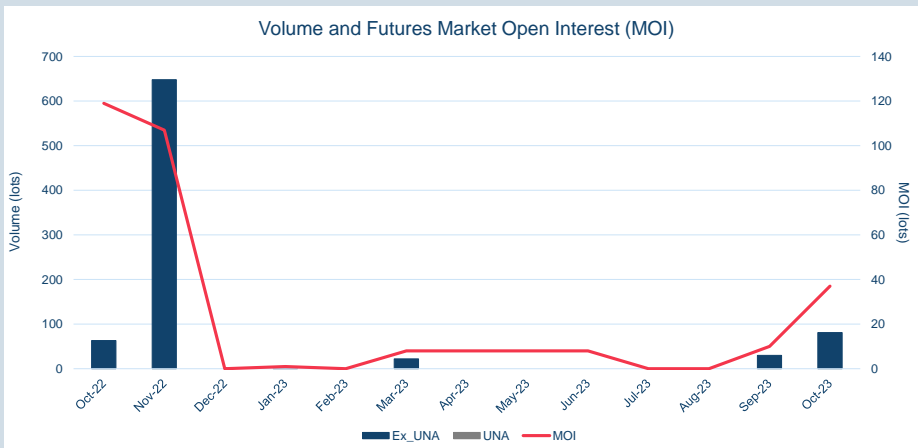
Prompt Month	End of Month - Daily Settlement	Volume (inc UNA)	End of Month - MOI
Oct-23	\$ 19.95	-	-
Nov-23	\$ 17.85	-	-
Dec-23	\$ 17.85	-	-
Jan-24	\$ 17.85	-	-
Feb-24	\$ 17.85	-	-
Mar-24	\$ 17.85	-	-
Apr-24	\$ 17.85	-	-
May-24	\$ 17.85	-	-
Jun-24	\$ 17.85	-	-
Jul-24	\$ 17.85	-	-
Aug-24	\$ 17.85	-	-
Sep-24	\$ 17.85	-	-
Oct-24	\$ 17.85	-	-
Nov-24	\$ 17.85	-	-
Dec-24	\$ 17.85	-	-





Cash	
Average	\$2,232.32
Minimum	\$2,186.00
Maximum	\$2,275.00

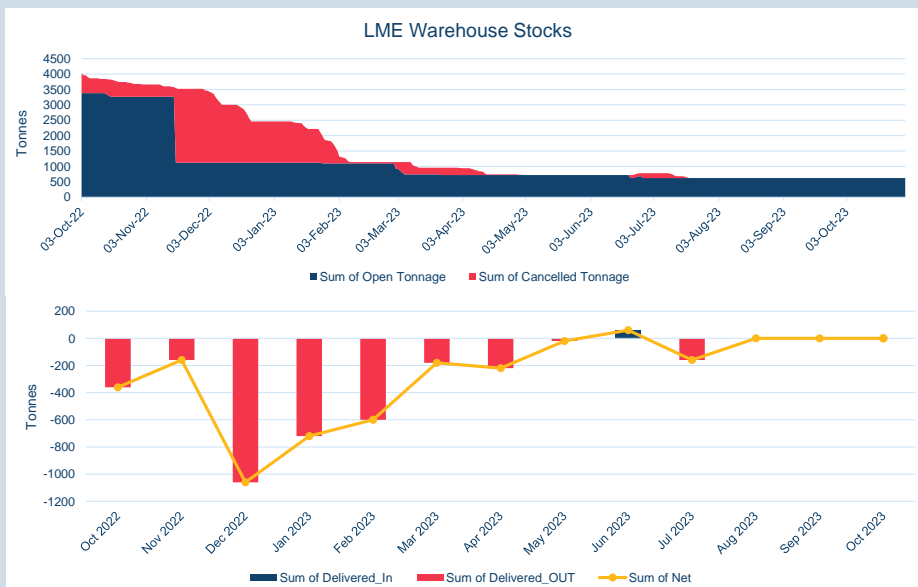
3M	
Average	\$2,252.27
Minimum	\$2,200.00
Maximum	\$2,300.00



Volume (ex UNA)	Oct-2023
Lots	81

Volume (inc UNA)	Oct-2023
Lots	81
Tonnes	1,620

Volume	Year To Date
Lots	136
Tonnes	2,720



Warehouse Stock - Oct-23	
Delivered In	0
Delivered Out	0
Net	0

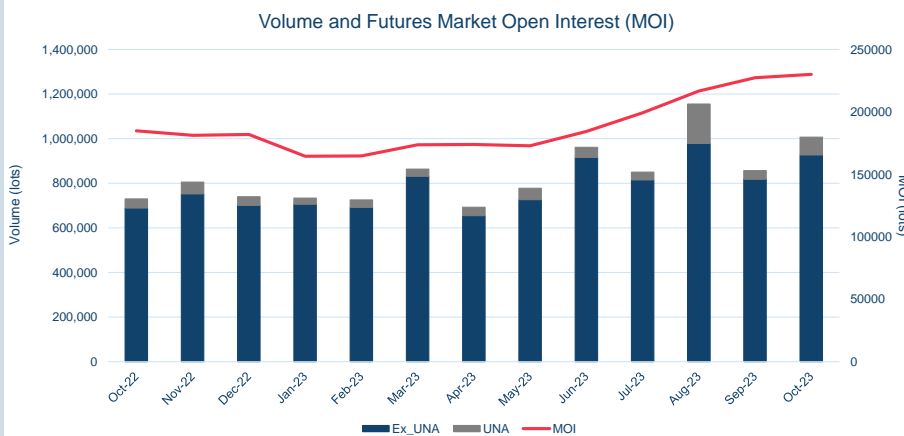
Warehouse Stock - Year To Date	
Delivered In	60
Delivered Out	-1,900
Net	-1,840





Cash	
Average	\$18,255.23
Minimum	\$17,800.00
Maximum	\$18,610.00

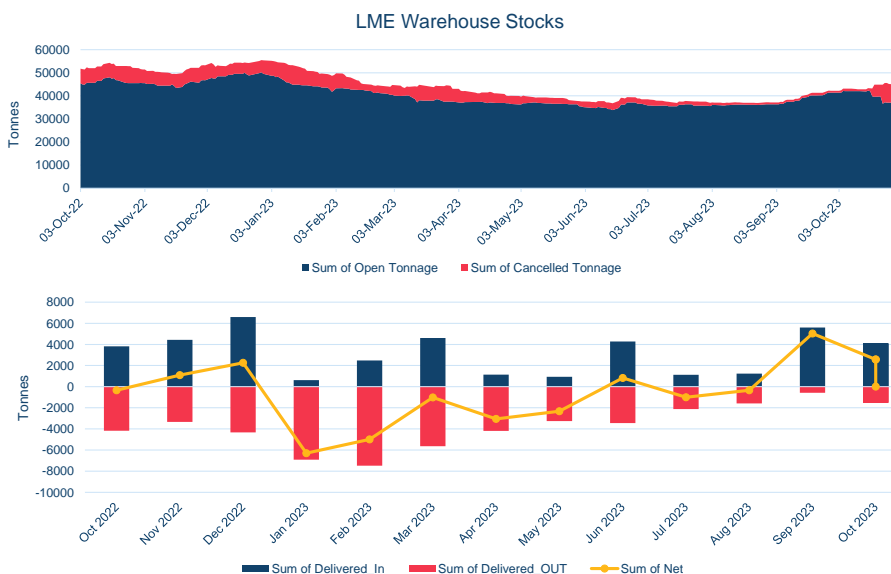
3M	
Average	\$18,525.00
Minimum	\$18,060.00
Maximum	\$18,875.00



Volume (ex UNA)	Oct-2023
Lots	926,743

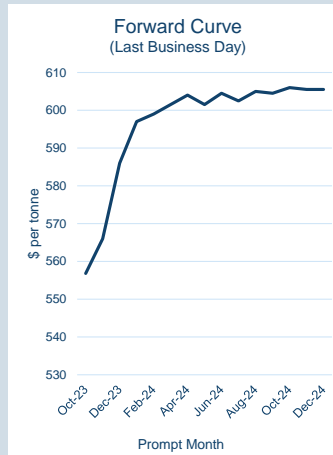
Volume (inc UNA)	Oct-2023
Lots	1,007,159
Tonnes	6,042,954

Volume	Year To Date
Lots	8,622,720
Tonnes	51,736,320



Warehouse Stock - Oct-23	
Delivered In	4,104
Delivered Out	-1,524
Net	2,580

Warehouse Stock - Year to Date	
Delivered In	26,130
Delivered Out	-36,726
Net	-10,596

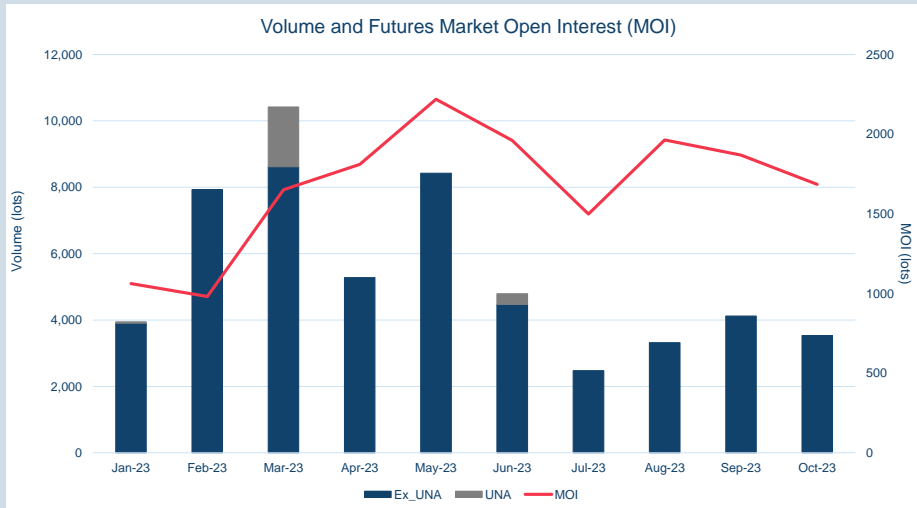


Front Month	
Average	\$562.13
Minimum	\$553.00
Maximum	\$573.00

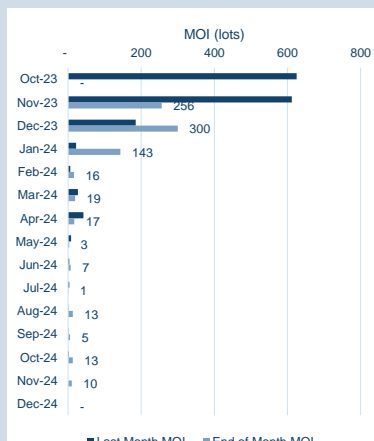
Volume (ex UNA) Oct-2023	
Lots	3,532

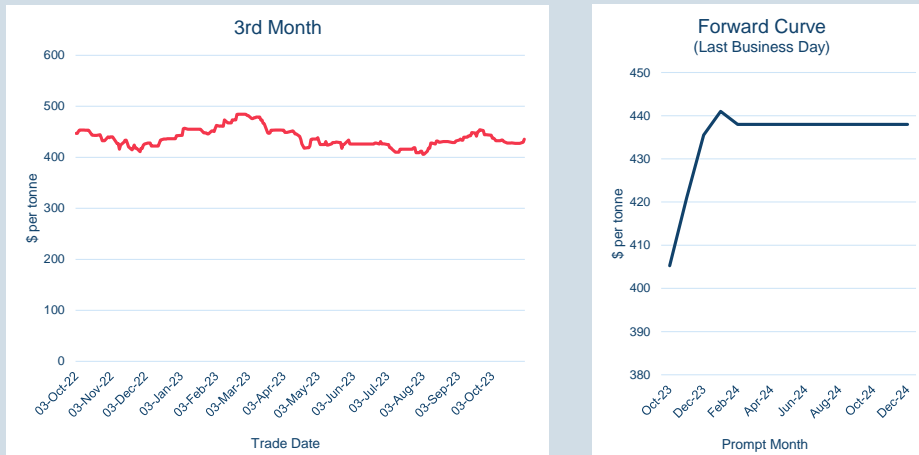
Volume (inc UNA) Oct-2023	
Lots	3,532
Tonnes	35,320

Volume Year To Date	
Lots	54,220
Tonnes	542,200



Prompt Month	End of Month - Daily Settlement	Volume (inc UNA)	End of Month - MOI
Oct-23	\$ 556.82	550	-
Nov-23	\$ 566.00	1,216	256
Dec-23	\$ 586.00	698	300
Jan-24	\$ 597.00	537	143
Feb-24	\$ 599.00	76	16
Mar-24	\$ 601.50	117	19
Apr-24	\$ 604.00	158	17
May-24	\$ 601.50	18	3
Jun-24	\$ 604.50	23	7
Jul-24	\$ 602.50	16	1
Aug-24	\$ 605.00	41	13
Sep-24	\$ 604.50	11	5
Oct-24	\$ 606.00	39	13
Nov-24	\$ 605.50	32	10
Dec-24	\$ 605.50	-	-



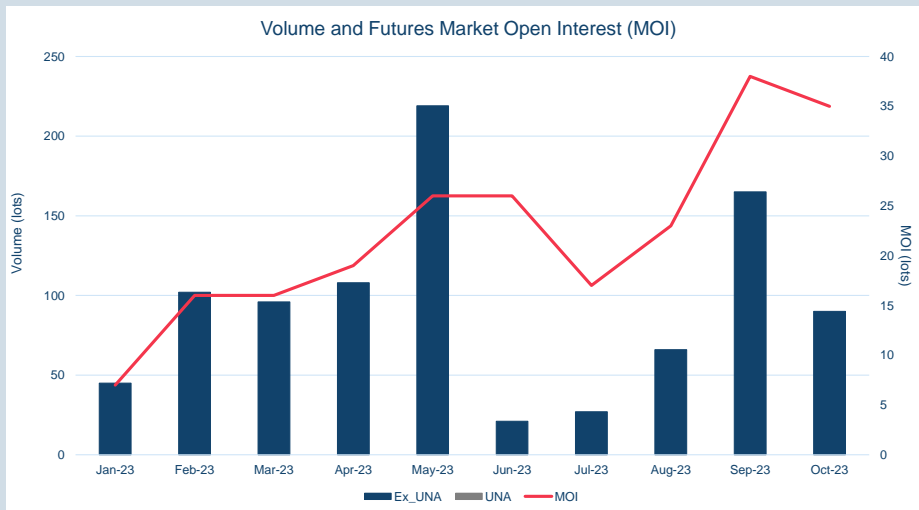


Front Month	
Average	\$422.50
Minimum	\$405.25
Maximum	\$442.50

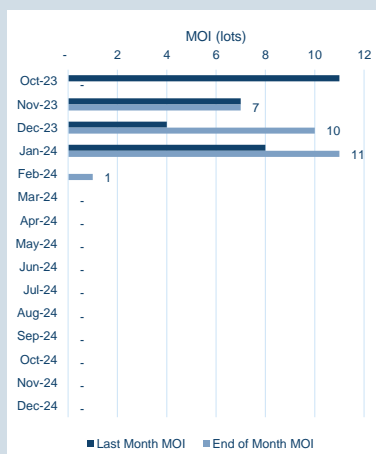
Volume (ex UNA)	Oct-2023
Lots	90

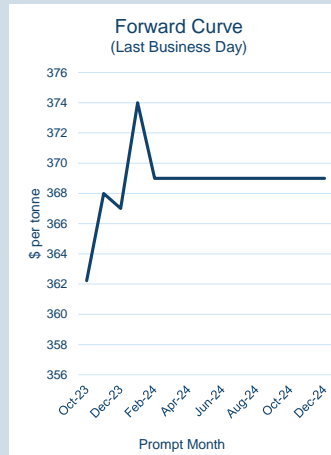
Volume (inc UNA)	Oct-2023
Lots	90
Tonnes	900

Volume	Year To Date
Lots	939
Tonnes	9,390



Prompt Month	End of Month - Daily Settlement	Volume (inc UNA)	End of Month - MOI
Oct-23	\$ 405.25	24	-
Nov-23	\$ 421.00	9	7
Dec-23	\$ 435.50	33	10
Jan-24	\$ 441.00	21	11
Feb-24	\$ 438.00	3	1
Mar-24	\$ 438.00	-	-
Apr-24	\$ 438.00	-	-
May-24	\$ 438.00	-	-
Jun-24	\$ 438.00	-	-
Jul-24	\$ 438.00	-	-
Aug-24	\$ 438.00	-	-
Sep-24	\$ 438.00	-	-
Oct-24	\$ 438.00	-	-
Nov-24	\$ 438.00	-	-
Dec-24	\$ 438.00	-	-



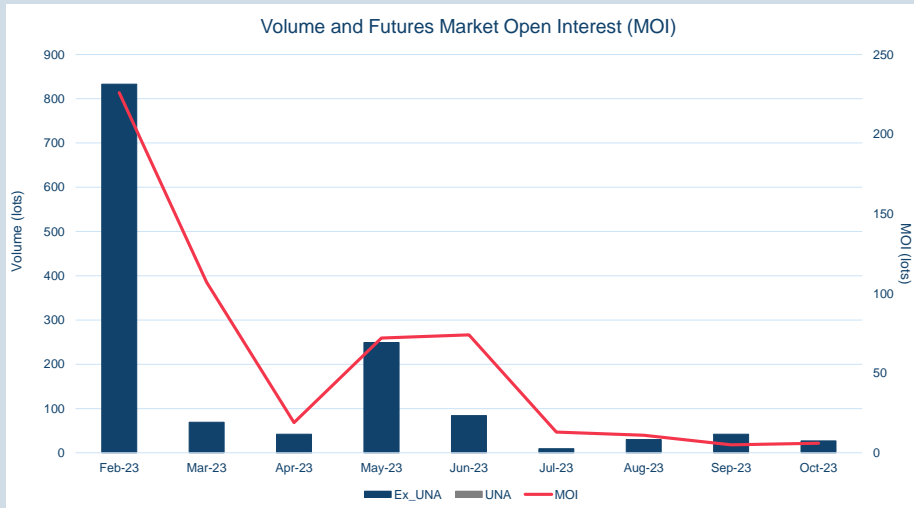


Front Month	
Average	\$369.53
Minimum	\$362.00
Maximum	\$374.00

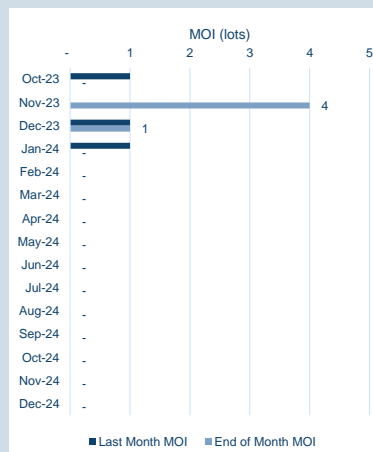
Volume (ex UNA) Oct-2023	
Lots	27

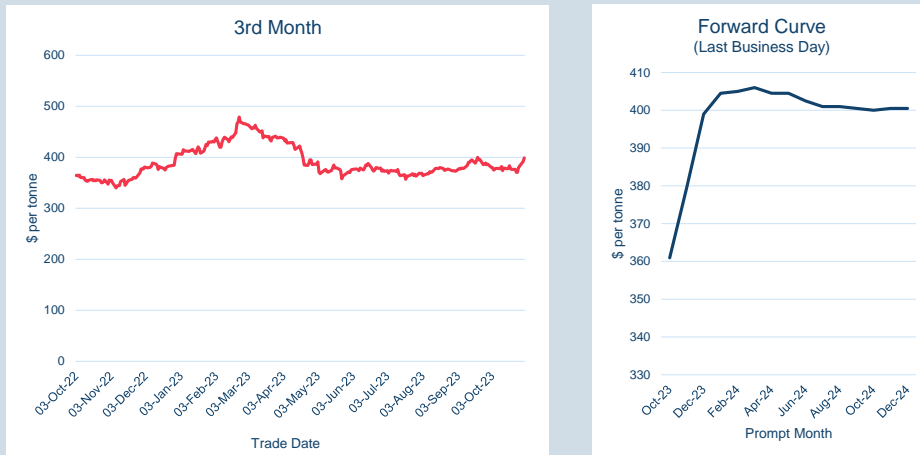
Volume (inc UNA) Oct-2023	
Lots	27
Tonnes	270

Volume Year To Date	
Lots	1,385
Tonnes	13,850



Prompt Month	End of Month - Daily Settlement	Volume (inc UNA)	End of Month - MOI
Oct-23	\$ 362.23	-	-
Nov-23	\$ 368.00	12	4
Dec-23	\$ 367.00	-	1
Jan-24	\$ 374.00	12	-
Feb-24	\$ 369.00	3	-
Mar-24	\$ 369.00	-	-
Apr-24	\$ 369.00	-	-
May-24	\$ 369.00	-	-
Jun-24	\$ 369.00	-	-
Jul-24	\$ 369.00	-	-
Aug-24	\$ 369.00	-	-
Sep-24	\$ 369.00	-	-
Oct-24	\$ 369.00	-	-
Nov-24	\$ 369.00	-	-
Dec-24	\$ 369.00	-	-



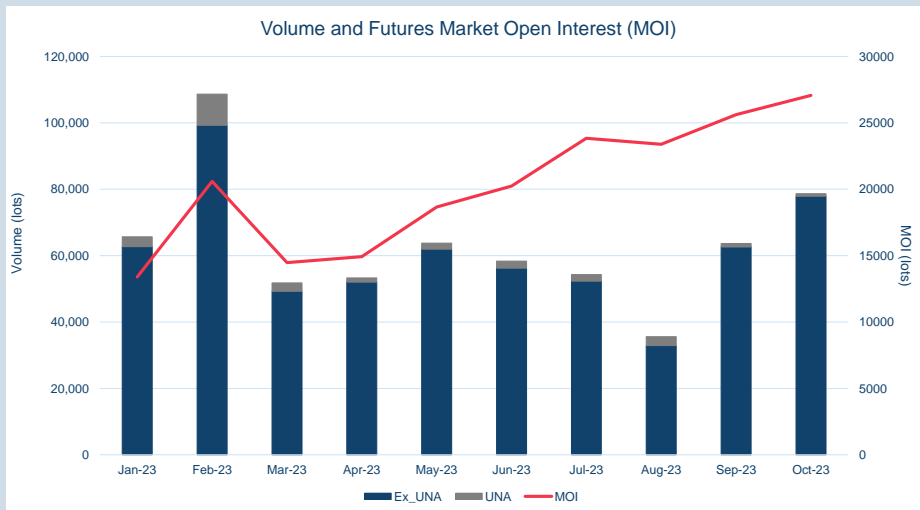


Front Month	
Average	\$364.82
Minimum	\$359.00
Maximum	\$372.00

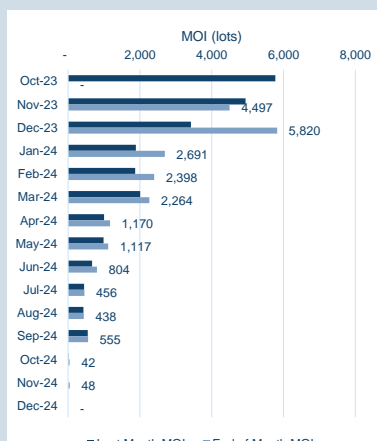
Volume (ex UNA)	Oct-2023
Lots	77,928

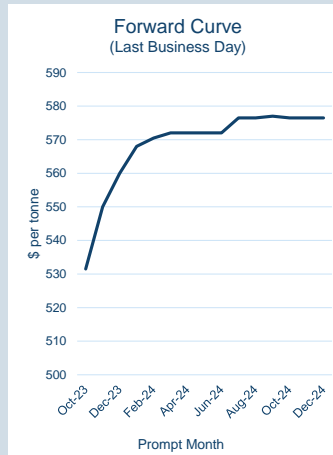
Volume (inc UNA)	Oct-2023
Lots	78,658
Tonnes	786,580

Volume	Year To Date
Lots	633,669
Tonnes	6,336,690



Prompt Month	End of Month - Daily Settlement	Volume (inc UNA)	End of Month - MOI
Oct-23	\$ 360.95	4,512	-
Nov-23	\$ 379.50	35,268	4,497
Dec-23	\$ 399.00	27,261	5,820
Jan-24	\$ 404.50	5,018	2,691
Feb-24	\$ 405.00	1,662	2,398
Mar-24	\$ 406.00	1,156	2,264
Apr-24	\$ 404.50	994	1,170
May-24	\$ 404.50	971	1,117
Jun-24	\$ 402.50	838	804
Jul-24	\$ 401.00	231	456
Aug-24	\$ 401.00	265	438
Sep-24	\$ 400.50	184	555
Oct-24	\$ 400.00	104	42
Nov-24	\$ 400.50	194	48
Dec-24	\$ 400.50	-	-



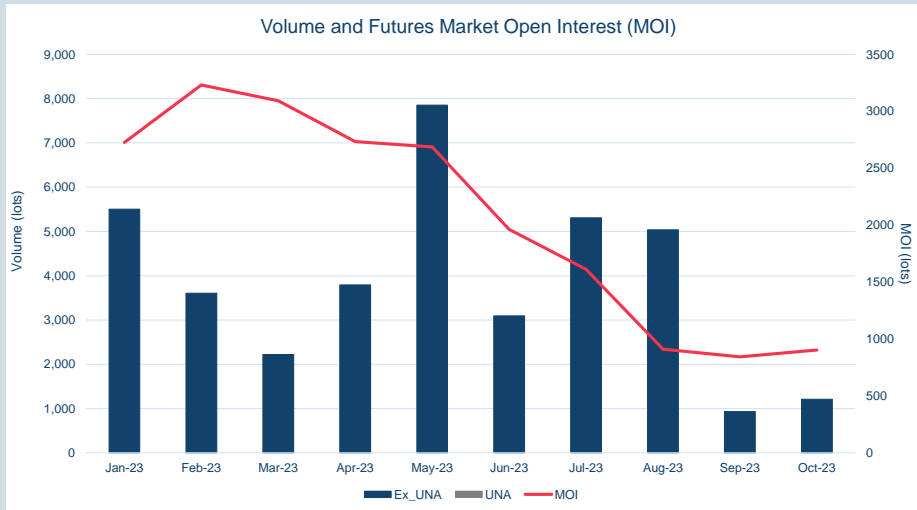


Front Month	
Average	\$533.86
Minimum	\$526.00
Maximum	\$549.50

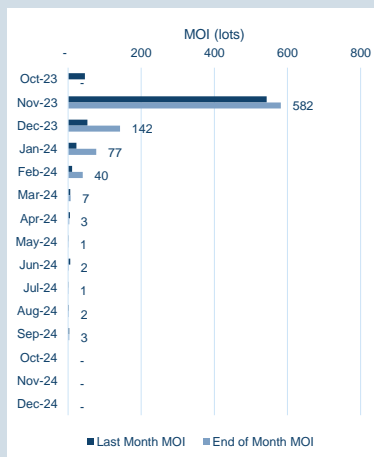
Volume (ex UNA)	Oct-2023
Lots	1,209

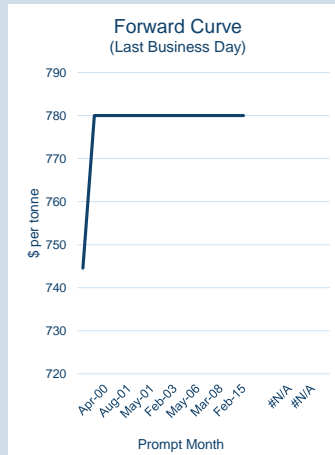
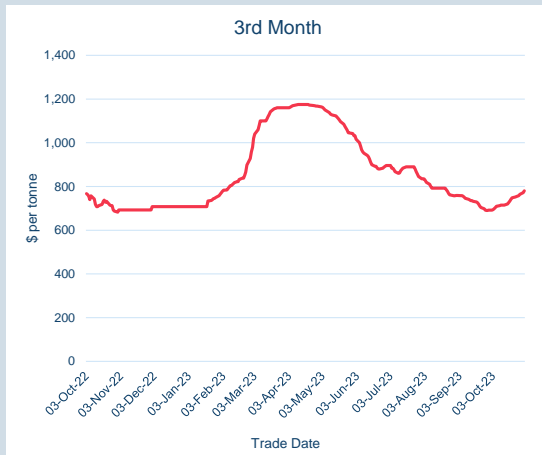
Volume (inc UNA)	Oct-2023
Lots	1,209
Tonnes	12,090

Volume	Year To Date
Lots	38,556
Tonnes	385,560



Prompt Month	End of Month - Daily Settlement	Volume (inc UNA)	End of Month - MOI
Oct-23	\$ 531.50	188	-
Nov-23	\$ 550.00	248	582
Dec-23	\$ 560.00	352	142
Jan-24	\$ 568.00	198	77
Feb-24	\$ 570.50	136	40
Mar-24	\$ 572.00	55	7
Apr-24	\$ 572.00	22	3
May-24	\$ 572.00	-	1
Jun-24	\$ 572.00	10	2
Jul-24	\$ 576.50	-	1
Aug-24	\$ 576.50	-	2
Sep-24	\$ 577.00	-	3
Oct-24	\$ 576.50	-	-
Nov-24	\$ 576.50	-	-
Dec-24	\$ 576.50	-	-



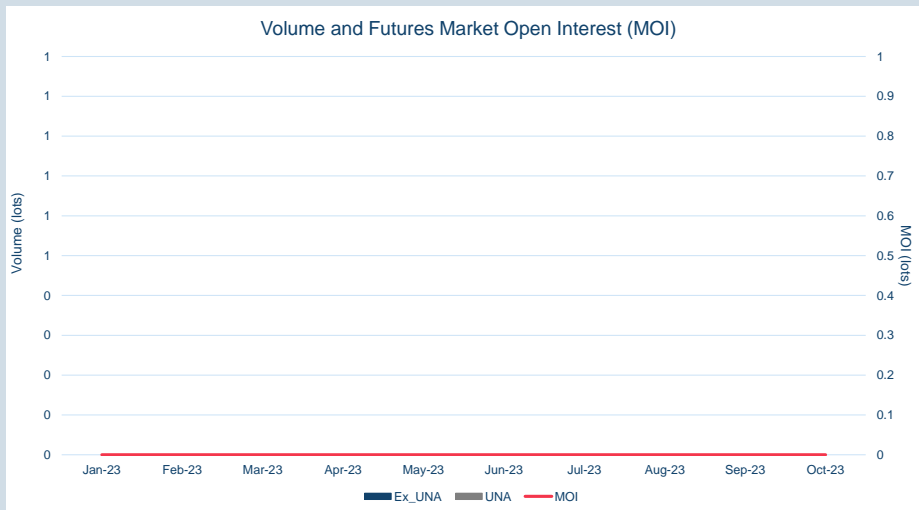


Front Month	
Average	\$725.34
Minimum	\$692.00
Maximum	\$744.55

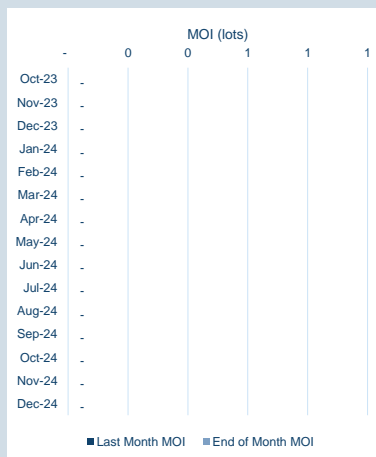
Volume (ex UNA)	Oct-2023
Lots	-

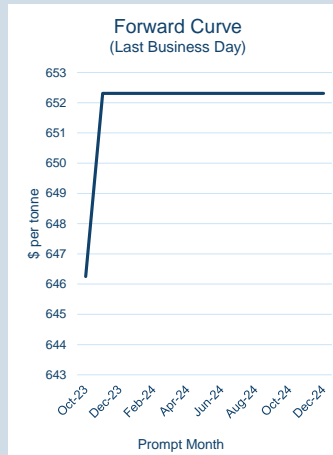
Volume (inc UNA)	Oct-2023
Lots	-
Tonnes	-

Volume	Year To Date
Lots	-
Tonnes	-



Prompt Month	End of Month - Daily Settlement	Volume (inc UNA)	End of Month - MOI
Jan-00	\$ 744.55	-	-
Jan-00	\$ 780.00	-	-
Apr-00	\$ 780.00	-	-
Apr-00	\$ 780.00	-	-
Aug-01	\$ 780.00	-	-
May-01	\$ 780.00	-	-
May-01	\$ 780.00	-	-
May-02	\$ 780.00	-	-
Feb-03	\$ 780.00	-	-
Apr-03	\$ 780.00	-	-
May-06	\$ 780.00	-	-
Nov-06	\$ 780.00	-	-
Mar-08	\$ 780.00	-	-
Aug-17	\$ 780.00	-	-
Feb-15	\$ 780.00	-	-



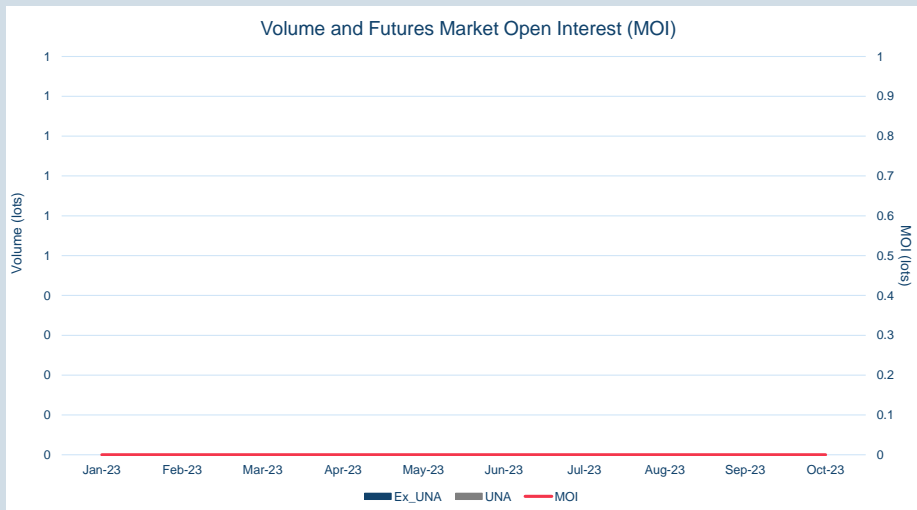


Front Month	
Average	\$645.61
Minimum	\$641.11
Maximum	\$654.73

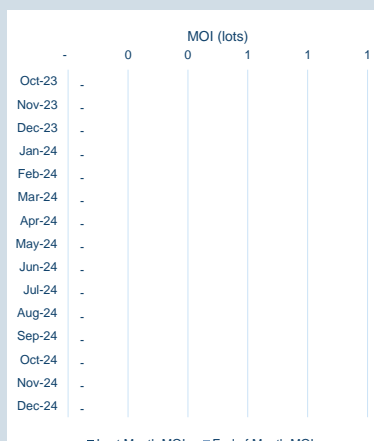
Volume (ex UNA)	Oct-2023
Lots	-

Volume (inc UNA)	Oct-2023
Lots	-
Tonnes	-

Volume	Year To Date
Lots	-
Tonnes	-



Prompt Month	End of Month - Daily Settlement	Volume (inc UNA)	End of Month - MOI
Oct-23	\$ 646.25	-	-
Nov-23	\$ 652.31	-	-
Dec-23	\$ 652.31	-	-
Jan-24	\$ 652.31	-	-
Feb-24	\$ 652.31	-	-
Mar-24	\$ 652.31	-	-
Apr-24	\$ 652.31	-	-
May-24	\$ 652.31	-	-
Jun-24	\$ 652.31	-	-
Jul-24	\$ 652.31	-	-
Aug-24	\$ 652.31	-	-
Sep-24	\$ 652.31	-	-
Oct-24	\$ 652.31	-	-
Nov-24	\$ 652.31	-	-
Dec-24	\$ 652.31	-	-

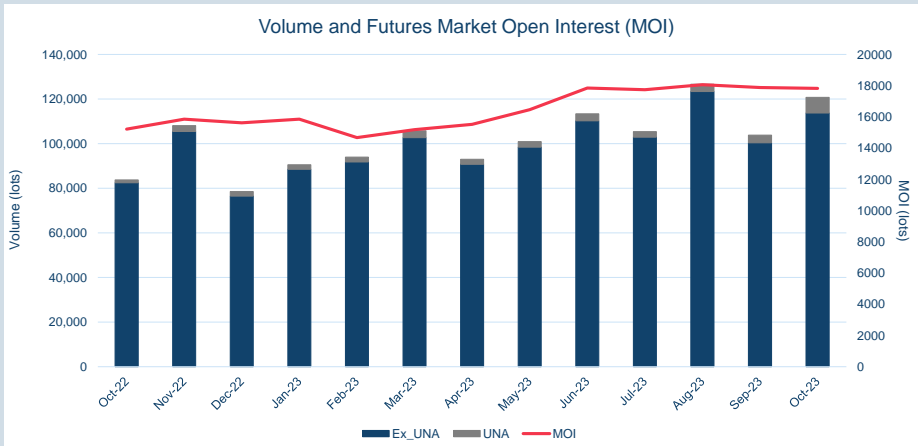






Cash	
Average	\$24,617.73
Minimum	\$23,900.00
Maximum	\$25,450.00

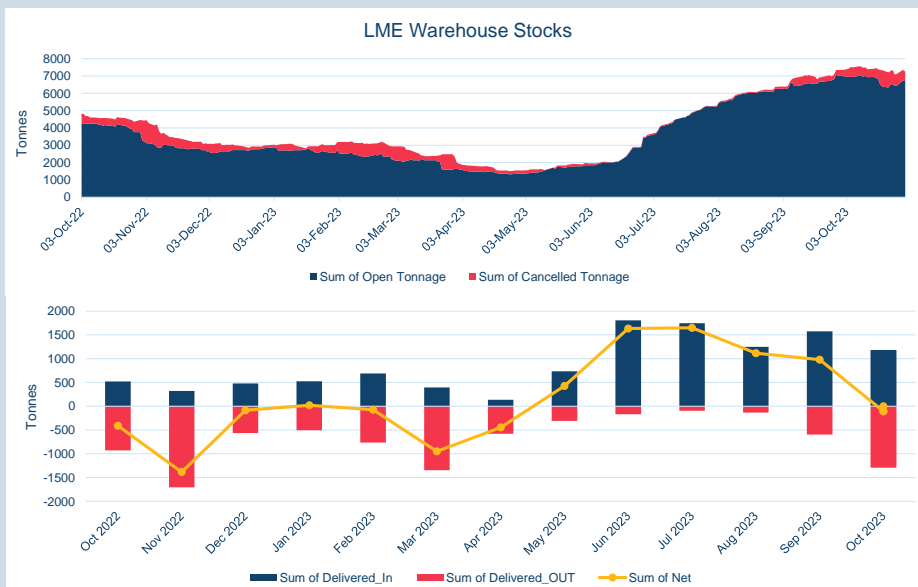
3M	
Average	\$24,877.50
Minimum	\$24,200.00
Maximum	\$25,675.00



Volume (ex UNA)	Oct-2023
Lots	113,759

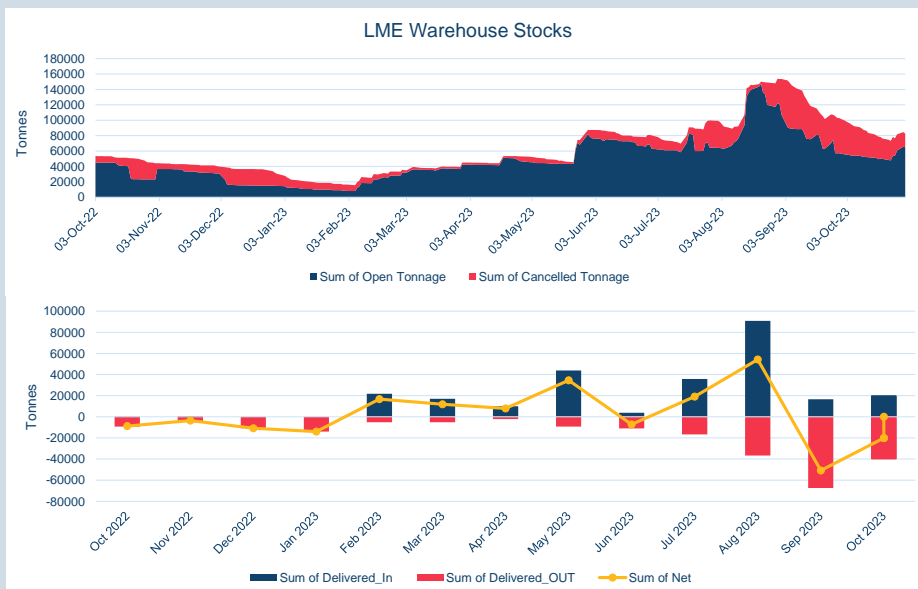
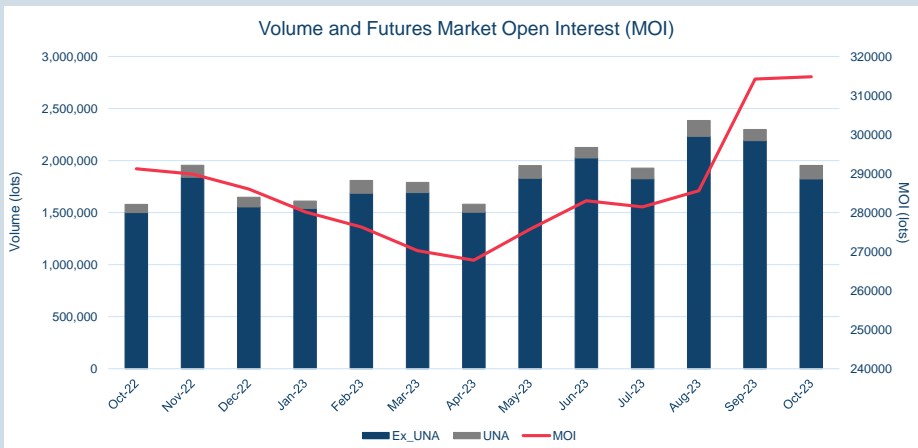
Volume (inc UNA)	Oct-2023
Lots	120,796
Tonnes	603,980

Volume	Year To Date
Lots	1,054,256
Tonnes	5,271,280



Warehouse Stock - Oct-23	
Delivered In	1,180
Delivered Out	-1,285
Net	-105

Warehouse Stock - Year to Date	
Delivered In	10,035
Delivered Out	-5,785
Net	4,250



Cash	
Average	\$2,449.20
Minimum	\$2,377.00
Maximum	\$2,602.00

3M	
Average	\$2,467.02
Minimum	\$2,395.00
Maximum	\$2,618.00

Volume (ex UNA)	Oct-2023
Lots	1,823,004

Volume (inc UNA)	Oct-2023
Lots	1,953,251
Tonnes	48,831,275

Volume	Year To Date
Lots	19,430,263
Tonnes	485,756,575

Warehouse Stock - Oct-23	
Delivered In	20,050
Delivered Out	-40,125
Net	-20,075

Warehouse Stock - Year To Date	
Delivered In	259,775
Delivered Out	-207,550
Net	52,225